



**CF DAV PUBLIC SCHOOL, GADEPAN**  
**SUMMER HOLIDAY HOMEWORK**  
**CLASS- LKG**  
**SESSION:2025-26**



*"We want that education by which character is formed, strength of mind is increased, the intellect is expanded, and by which one can stand on one's own feet"*

-Swami Vivekananda

Dear parents

Greetings!

As the school closes for the Summer Break we have planned some activities for the children to enhance their learning skills in a fun-filled way. To encourage the child's self-esteem and feelings of competence, help him /her discover his/her hidden talents and interests. Keeping the same objective in mind we have some Holiday Assignments for our children which will enable them to explore themselves.

Originality of projects will be appreciated. Also, **discourage the children to use mobile phones for any purpose.**

**The assignments are planned as under:**

1. Teachers have designed some fun-filled activities for the children so that you can spend some quality time together.
2. Please guide your child to complete the homework independently with a little support.
3. The homework/projects assigned will help children enhance their creative skills, where they collect pictures and present information in the form of models, charts, computer documents and scrap files.
4. The assignments will help the child build fluency and develop comprehension skill.
5. These projects will make the child inquisitive towards the given topics.
6. Kindly ensure revision of the entire syllabus done till date in class.

With Best Wishes!

CFDAV

*"The process is more important than the outcome." So, enjoy the stages in between while accomplishing them.*

# ENGLISH

## Alphabet Drawing Activity

1. Draw or paste any 5 items related to each letter of the alphabet.

Example:

I for India

F for Flag

P for Peacock

You can do this in your classwork notebook or in a scrap book.

2. Alphabet Rainbow Writing

Write each letter from A to Z (7- times) using different colours – like a rainbow!

This can be done in your notebook.

Let the letters shine with colourful magic!

3. Alphabets with Standing and Sleeping Lines Only

\*Letters: E, F, H, I, L, T\*

Create these letters using ice cream sticks or matchsticks. Paste them in a scrap notebook.

4. Alphabets with Curved Lines.

Letters: B, C, D, G, J, O, P, Q, R, S, U

Take any old book or magazine. Cut out these letters and paste them neatly in your classwork notebook.

## MATHS

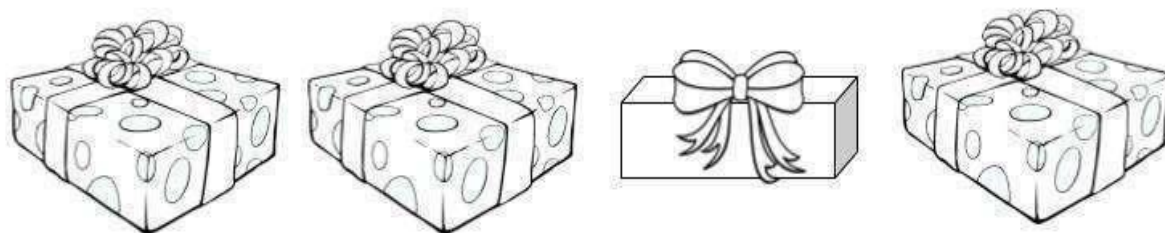


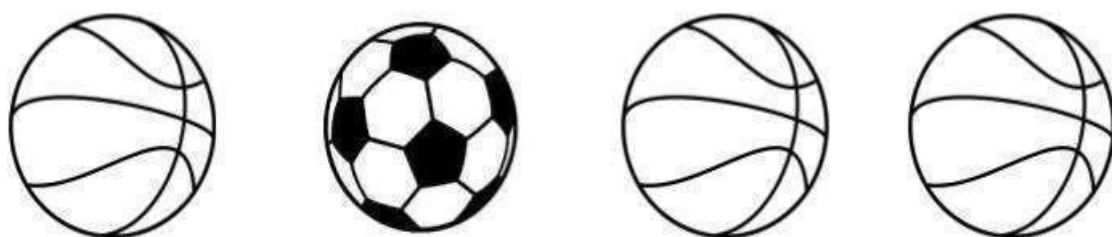
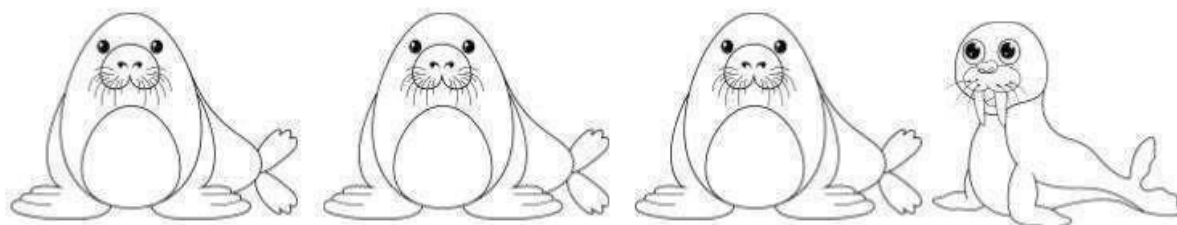
# Things That Go Together






Colour the **same** pictures.

Cross out ( **X** ) the picture that is **different**.



**DRAW MISSING PARTS OF OBJECTS AND  
FILL COLOURS.**



Draw the missing tail.



Complete the branches.



Add the missing Wing.



Add the missing Wing.





# HINDI

गोला किजिए! (Circle the letter).

अ	आ	अ	इ
उ	ओ	ऋ	उ
इ	इ	ऊ	ए
ए	अ	ए	ई
अः	अं	अः	औ
ऐ	अ	औ	ऐ
आ	इ	आ	अ
ई	अः	इ	ई
ऊ	अ	ऊ	उ
ओ	औ	ओ	अ
ऋ	औ	ऋ	अं
औ	अः	औ	ओ
अं	अः	आ	अं

# हिंदी स्वर लेखन अभ्यास(Hindi Vowels)

Name: \_\_\_\_\_

Date: \_\_\_\_\_

अ अ अ अ अ अ

आ आ आ आ आ आ

इ इ इ इ इ इ

ई ई ई ई ई ई

उ उ उ उ उ उ

ऊ ऊ ऊ ऊ ऊ ऊ

ऋ ऋ ऋ ऋ ऋ ऋ

ए ए ए ए ए ए

ऐ ऐ ऐ ऐ ऐ ऐ

ओ ओ ओ ओ ओ ओ

औ औ औ औ औ औ

अं अं अं अं अं अं

अः अः अः अः अः अः



# सही अक्षर पर गोला लगाओ



इ (अ) ए



औ इ ओ



ए उ अ



अं ओ ए




अं औ इ



ए आ ई



अः ओ ऐ



ऊ ओ इ



ई उ इ



अं ओ ऊ



औ ऋ आ



ई उ ऊ



अः

अं •

औ •

अ

ऐ •

• ओ

• आ

ए •

• इ

ऋं •

ॠ •

ॡ •

ॢ •



# PARTS OF THE BODY

MATCH WITH THE SAME BODY PARTS.





**ART & CRAFT (Tearing & Pasting)**

